

Adult Alcohol Consumption

Key Findings

In 2008, the health assessment indicated that 10% of Auglaize County adults were considered frequent drinkers (drank an average of three or more days per week, per CDC guidelines). Thirty-six percent of adults who drink had five or more drinks on one occasion (binge drinking) in the past month. Sixteen percent of adults drove after having alcoholic beverages.

Auglaize County Adult Alcohol Consumption

- ◆ In 2008, over half (57%) of the Auglaize County adults had at least one alcoholic drink in the past month, increasing to 68% of males. The 2007 BRFSS reported current drinker prevalence rates of 54% for Ohio and 55% for the U.S.
- ◆ One in ten (10%) of adults were considered frequent drinkers (drank on average of three or more days per week).
- ◆ Of those who drank, Auglaize County adults drank 2.6 drinks on average, increasing to 3.2 drinks for those under the age of 30 and 2.9 drinks for males.
- ◆ 36% of those who drink reported they had five or more alcoholic drinks on an occasion in the last month and would be considered binge drinkers by definition (See box above). 54% of drinkers under the age of 30 were binge drinkers.
- ◆ One in five (20%) of all adults were considered binge drinkers. The 2007 BRFSS reported binge drinking rates of 16% for Ohio and 17% for the U.S.
- ◆ About one in six (16%) of adults reported driving after having alcoholic beverages.
- ◆ Auglaize County adults experienced the following: drank more than they expected (12%), spent a lot of time drinking (2%), continued to drink despite problems caused by drinking (2%) and repeatedly failed to fulfill obligations at work or placed yourself in dangerous situations or legal problems (1%).

U.S. Adult Alcohol Consumption

- ❖ In the U.S., approximately 1 in 3 adults report binge drinking (five or more drinks on one occasion or in a short period of time) in the past month.
- ❖ Unintentional injuries, violence, alcohol poisoning, hypertension, sexually transmitted diseases, and heart attacks are a few of the adverse health effects of binge drinking.
- ❖ In 2002, nearly 6% of U.S. adults reported heavy drinking (>1 drink/day for women; >2 drinks/day for men) in the past 30 days and nearly 4% of past-year drinkers were alcohol dependent.
- ❖ Heavy drinking is associated with a number of chronic conditions such as, gastrointestinal cancers, heart disease, stroke, chronic liver disease and cirrhosis, depression, and pancreatitis.

(Source: CDC, National Center for Chronic Disease Prevention and Health Promotion, Alcohol and Public Health, 8-4-04)

Consequences of Excessive Alcohol Consumption in the U.S.

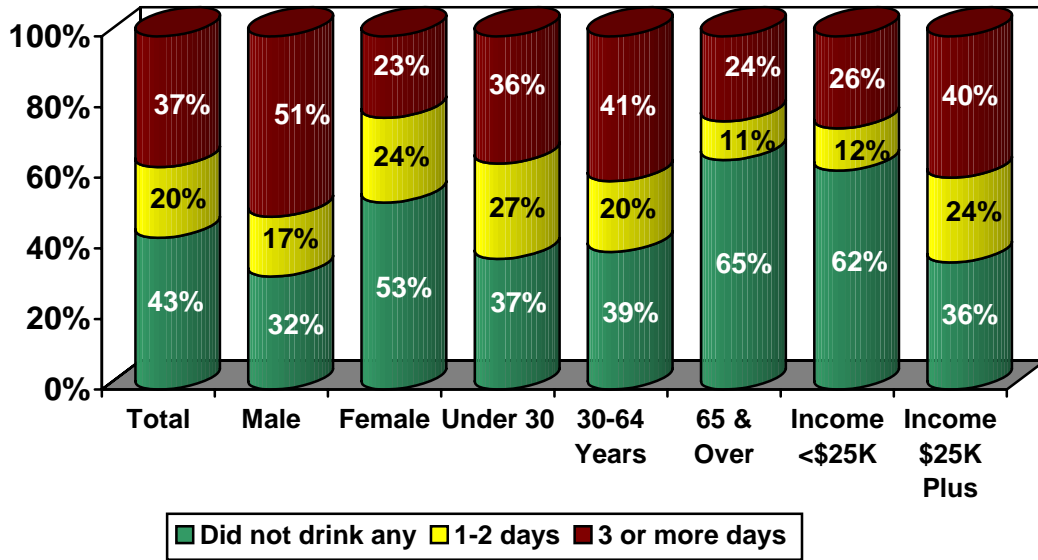
- ❖ 41% of all traffic-related deaths in the U.S. are due to alcohol-related motor vehicle crashes.
- ❖ 31% of those who die in the U.S. from unintentional, non-traffic injuries have blood alcohol concentrations of 0.10 g/dL (legally intoxicated) or greater.
- ❖ 23% of all U.S. suicide mortalities are attributed to alcohol.
- ❖ With increasing amounts of alcohol consumption, the risk of cancer increases.
- ❖ Effective prevention involves: implementing alcohol taxes, maintaining a minimum drinking age of 21, implementing community programs, implementing training programs for servers, and screening and interventions that are initiated by a physician.

(Source: CDC, National Center for Chronic Disease Prevention and Health Promotion, Alcohol and Public Health, 8-4-04)

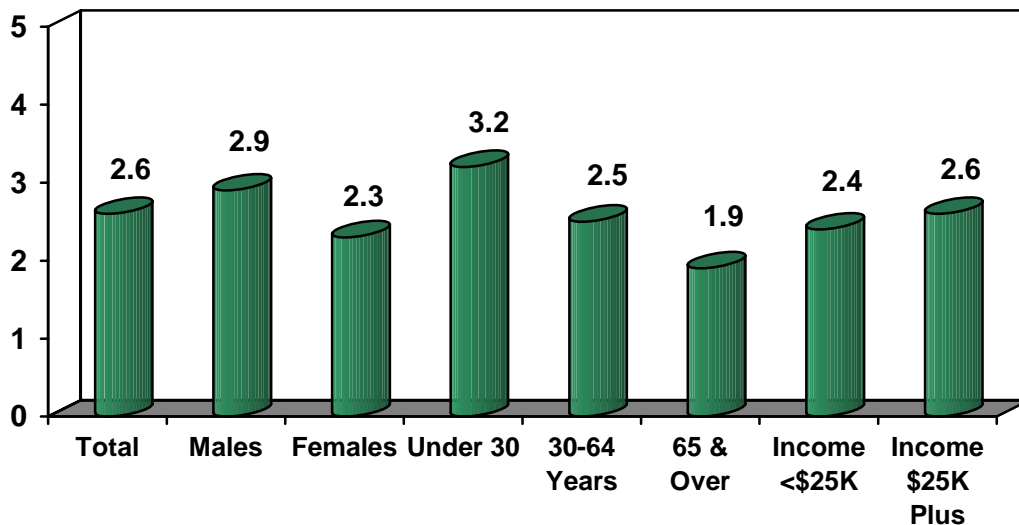
Adult Alcohol Consumption

The following graphs show the percentage of Auglaize County adults consuming alcohol and the amount consumed on average. Examples of how to interpret the information shown on the first graph include: 43% of all Auglaize County adults did not drink alcohol, 32% of Auglaize County males did not drink and 53% of adult females reported they did not drink.

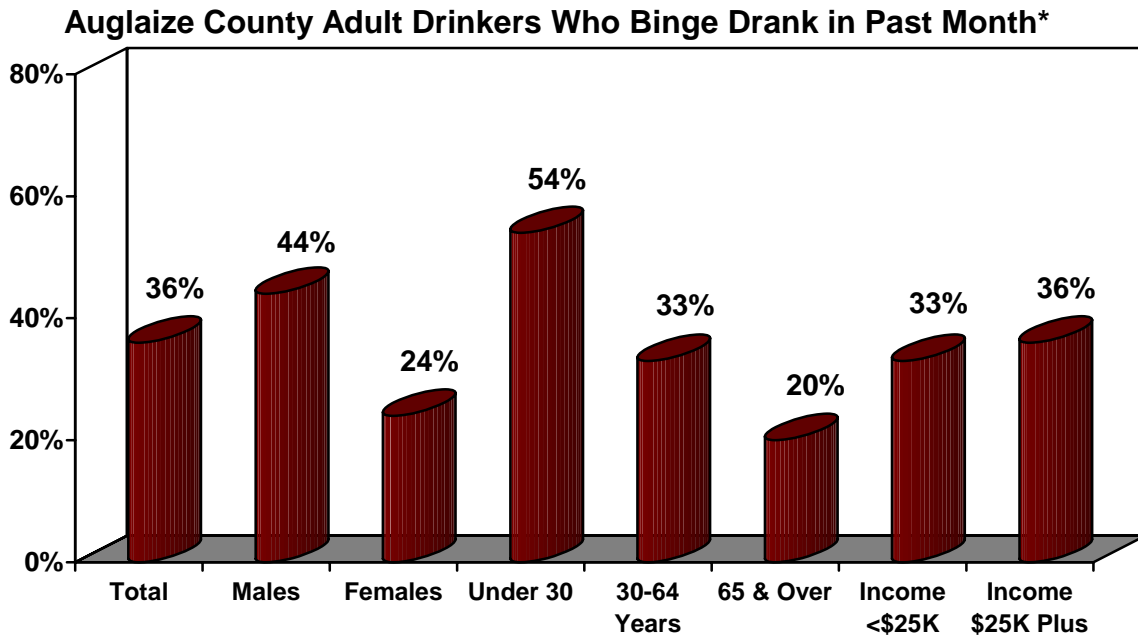
Average Number of Days Drinking Alcohol in the Past Month



Adults Average Number of Drinks Consumed Per Occasion



Adult Alcohol Consumption



**Based on adults who have drunk alcohol in the past month. Binge drinking is defined as having five or more drinks on an occasion. Adults must have reported drinking five or more drinks on an occasion at least once in the previous month.*

Consequences of Alcohol and Drug Misuse

Alcohol and other drugs are associated with:

- ❖ Drownings (69%)
- ❖ Manslaughter charges (68%)
- ❖ Assaults (62%)
- ❖ Rapes (52%)
- ❖ Spouse abuse (50%)
- ❖ Traffic fatalities (50%)
- ❖ Murders (49%)
- ❖ Child abuse (38%)
- ❖ Suicide (25%)

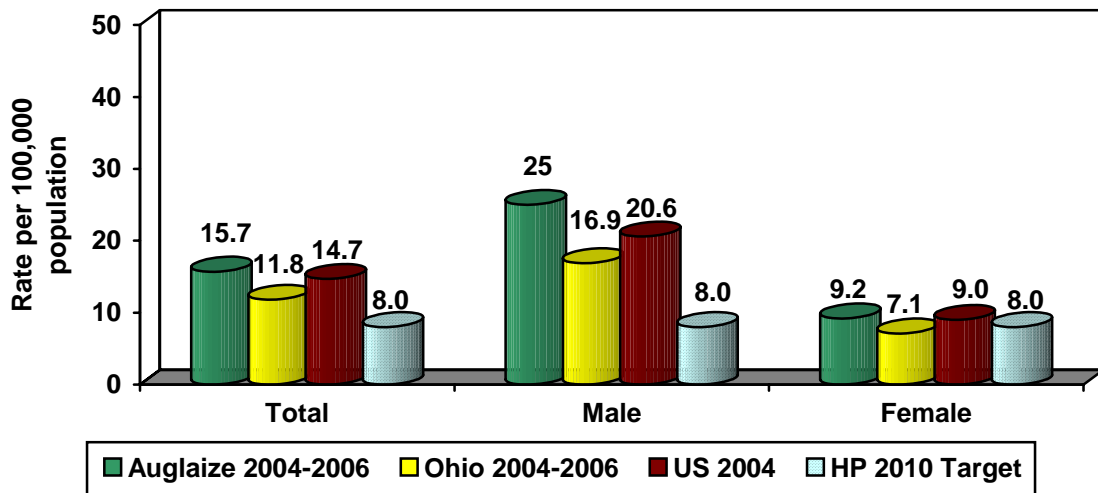
(Source: Healthy People 2010 and CDC)

Adult Alcohol Consumption

The following graphs show Auglaize County and Ohio age-adjusted motor vehicle accident mortality rates per 100,000 population with comparison to the Healthy People 2010 goals. The graphs show that:

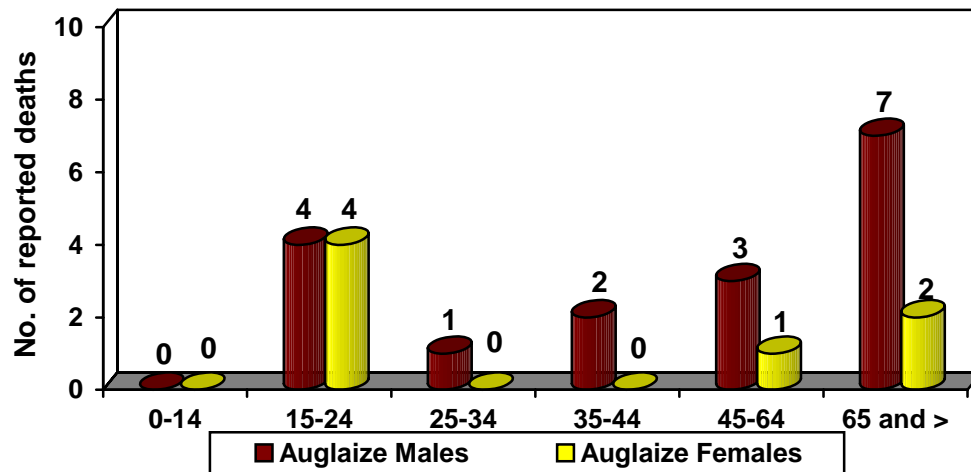
- ◆ From 2004-2006, the Auglaize County motor vehicle age-adjusted mortality rate of 15.7 deaths per 100,000 population is higher than the state rate and national rate. It exceeds the Healthy People 2010 target goal of 8 deaths per 100,000.
- ◆ The Auglaize County motor vehicle age-adjusted mortality rate for males is higher than the female rate.
- ◆ 54% of the motor vehicle accident deaths in 2004-2006 occurred to those ages 45 or older.

Healthy People 2010 Objective and Age-Adjusted Mortality Rates for Motor Vehicle Accidents



(Source: ODH Information Warehouse and CDC- Wonder Data 2010)

Auglaize County Number of Motor Vehicle Deaths By Age and Gender, 2004-2006
N=24



(Source: ODH Information Warehouse, updated 12-5-07)

Auglaize County Crash Statistics

	SaintMarys Township 2006	Duchouquet Township 2006	Auglaize County 2006	Ohio 2006
Total crashes	86	65	688	334,206
Alcohol related total crashes	1	3	23	16,076
Fatal crashes	0	1	6	1,142
Alcohol related fatal crashes	0	1	2	462
Alcohol Impaired Drivers in Crashes	N/A	N/A	N/A	15,950
Injury crashes	22	37	174	83,297
Alcohol related injury crashes	0	1	12	6,792
Property Damage Only (PDO)	64	115	502	244,487
Alcohol related Property Damage Only (PDO)	1	1	9	8,606
Deaths	0	1	7	1,239
Alcohol related deaths	0	1	2	495
Total Non-Fatal Injuries	35	35	264	122,979
Alcohol related injuries	0	1	17	9,746

(Source: Ohio Department of Public Safety, Crash Reports, 2006 Traffic Crash Facts)