

Adult and Youth Marijuana and Other Drug Use

Key Findings

In 2008, 2% of Auglaize County adults had used recreational drugs during the past 6 months. 8% of Auglaize County youth had used marijuana at least once in the past 30 days, increasing to 14% of youth ages 17 and older. During the past 12 months, 10% of Auglaize County youth had someone offer, sell, or give them an illegal drug on school property.

Adult Drug Use

- ◆ Two percent (2%) of Auglaize County adults had used recreational drugs (including marijuana, cocaine, inhalants) in the past 6 months.
- ◆ When asked about their frequency of recreational drug use in the past six months, 60% of Auglaize County adults who used these drugs did so every day, and 20% did so less than once a month.
- ◆ The 2008 Health Assessment Project identified that 1% of Auglaize County adults reported using marijuana within the past six months.
- ◆ 2% of adults had used medication not prescribed for them or they took more than prescribed to feel good or high and/or more active or alert during the past 6 months.
- ◆ When asked about their frequency of medication misuse in the past six months, 13% of Auglaize County adults who used these drugs did so every day and 50% did so less than once a month.

Prescription Drug Abuse Facts from the 2002/2003 National Survey on Drug Use and Health (NSDUH)

- ❖ 20.1% of persons aged 12 or older had used prescription-type drugs for a non-medical purpose at least once in their lifetime.
- ❖ In 2003, of the estimated 1.9 million people who reported using prescription drugs non-medically in the past year, nearly half (46%) were ages 12-25.
- ❖ In 2002, youth users in the past year are more likely to be: females (4.3% versus 3.6% of males); and, live in a non-metropolitan or small metropolitan area (9% versus 7% in a large metropolitan area).
- ❖ In 2002, adult users in the past year were more likely to be young adults aged 18-25 (5.4%).
- ❖ Adult use was comparable between males and females in 2002.
- ❖ Pain relievers were the prescription drugs most often used non-medically by youths and young adults in the past year.

(Source: Department of Health and Human Services, SAMHSA, NSDUH, 2002 & 2003)

Youth Drug Use

- ◆ In 2008, 8% of all Auglaize County youth had used marijuana at least once in the past 30 days, increasing to 14% of youth ages 17 and over. The 2007 YRBS found a prevalence of 18% for Ohio youth and 20% of U.S. youth who had used marijuana one or more times during the past 30 days.
- ◆ About one in eleven (9%) of Auglaize County youth used medications that were not prescribed for them or took more than prescribed to feel good or get high at sometime in their lives, 9% used inhalants, 3% used cocaine, 2% used steroids, 2% used heroin, and 1% used methamphetamines. 1% of youth used a needle to inject an illegal drug into their body.
- ◆ During the past 12 months, 10% of all Auglaize County youth reported that someone had offered, sold, or given them an illegal drug on school property (2007 YRBS reports 27% for Ohio and 22% for the U.S.). 28% of current marijuana users had been offered, sold, or given illegal drugs on school property, as compared to 9% of non-marijuana users.

Commonly Abused Prescription Drugs

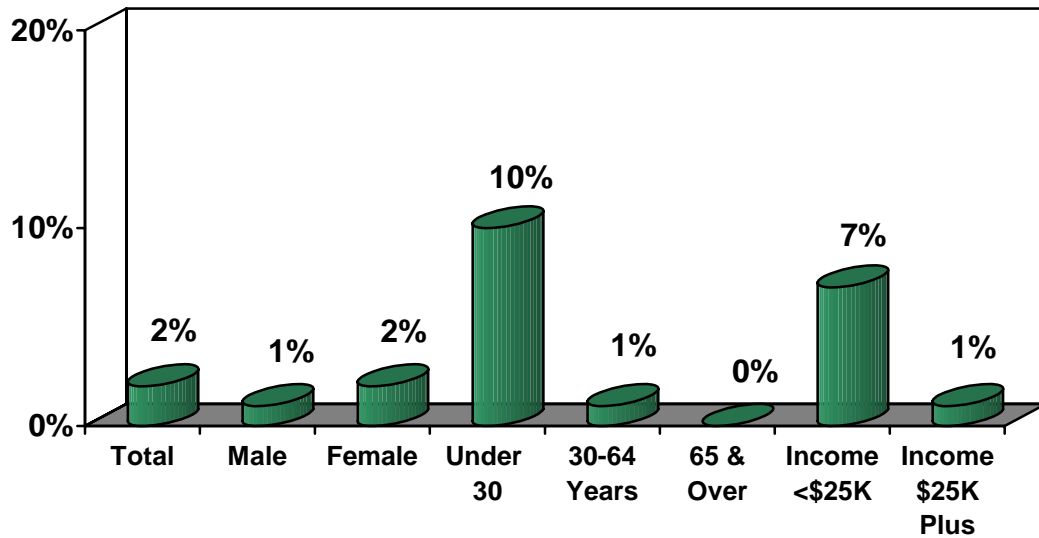
- ❖ **Opioids**—most often prescribed to relieve pain. Examples include: Codeine, Percocet, Darvon (Propoxyphene), Duragesic (Fentanyl), Dilaudid (Hydromorphone), Demerol (Meperidine), OxyContin (Oxycodone), and Vicodin (hydrocodone)
- ❖ **Central Nervous System (CNS) Depressants**—may be used to treat anxiety and sleep disorders. Examples include: Mebaral (mephobarbital), Nembutal (pentobarbital sodium), Valium (diazepam), Librium (chlordiazepoxide HCL), Xanax (alprazolam), and ProSom (estazolam)
- ❖ **Stimulants**—prescribed to treat narcolepsy, attention-deficit hyperactivity disorder (ADHD), asthma and obesity. Examples include: Dexedrine (dextroamphetamine), and Ritalin (methylphenidate)

(Source: National Institute on Drug Abuse, www.nida.nih.gov)

Adult Marijuana and Other Drug Use

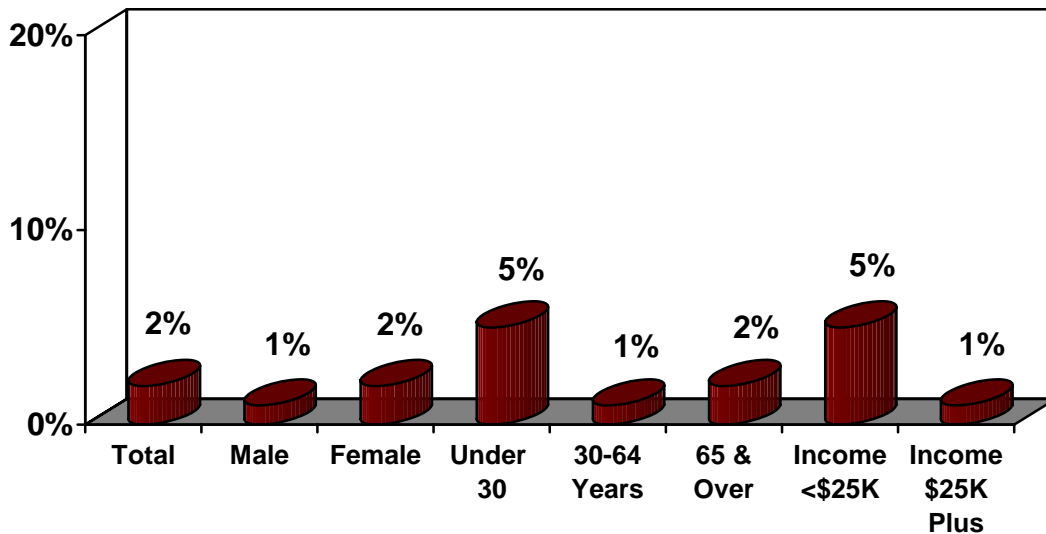
The following graphs are data from the 2008 Auglaize County Health Assessment indicating adult recreational drug use and medication misuse in the past six months and youth lifetime drug use, marijuana use in the past 30 days, and the percent of youth who had been offered, sold, or given an illegal drug on school property in the past month. Examples of how to interpret the information include: 2% of all Auglaize County adults used recreational drugs in the past six months, 10% of adults under the age of 30 were current users and 7% of adults with incomes less than \$25,000 were current users.

Auglaize County Adult Recreational Drug Use in Past 6 Months*



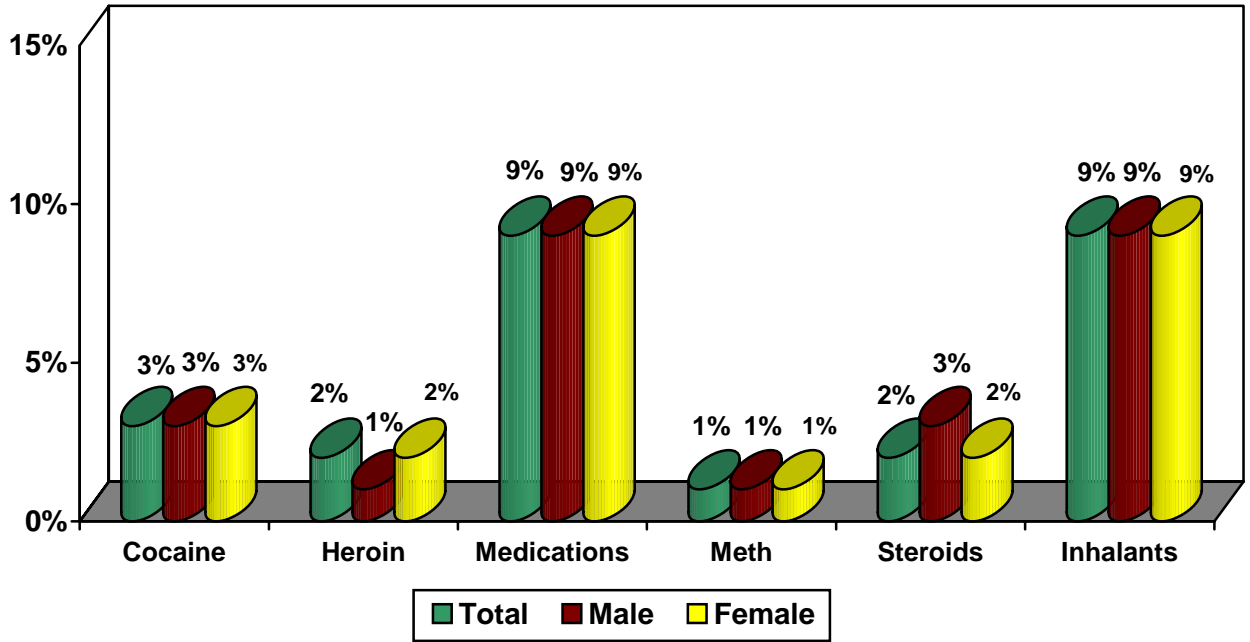
**Includes marijuana, methamphetamines, cocaine, heroin, LSD, inhalants and Ecstasy*

Auglaize County Adult Medication Misuse in Past 6 Months

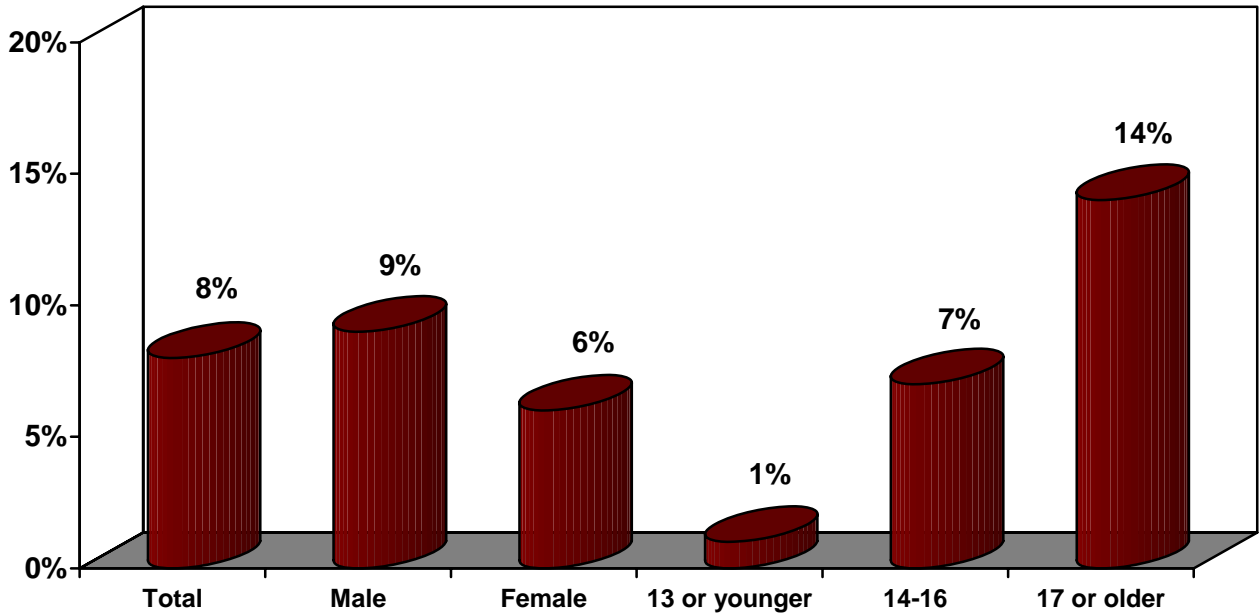


Youth Marijuana and Other Drug Use

Auglaize County Youth Lifetime Drug Use



Auglaize County Youth Marijuana Use in Past 30 Days



Youth Marijuana and Other Drug Use

Auglaize County Youth Offered, Sold, or Given Illegal Drugs by Someone on School Property in Past 12 Months

