

Adult and Youth Marijuana and Other Drug Use

Key Findings

In 2009, 5% of Allen County adults had used recreational drugs during the past 6 months. 16% of Allen County youth had used marijuana at least once in the past 30 days, increasing to 22% of youth ages 14-16. During the past 12 months, 16% of Allen County youth had someone offer, sell, or give them an illegal drug on school property.

Adult Drug Use

- ◆ 5% of Allen County adults had used recreational drugs (including marijuana, methamphetamines, cocaine, and Ecstasy) in the past 6 months. No one reported using heroin, LSD, or inhalants.
- ◆ When asked about their frequency of recreational drug use in the past six months, 41% of Allen County adults who used these drugs did so every day, and 9% did so less than once a month.
- ◆ The 2009 assessment identified that 5% of Allen County adults reported using marijuana within the past six months.
- ◆ 2% of adults had used medication not prescribed for them or they took more than prescribed to feel good or high and/or more active or alert during the past 6 months.
- ◆ When asked about their frequency of medication misuse in the past six months, 33% of Allen County adults who used these drugs did so every day and 17% did so less than once a month.

Youth Drug Use

- ◆ In 2009, 16% of all Allen County youth had used marijuana at least once in the past 30 days. 20% of high school youth had used marijuana in the past month. The 2007 YRBS found a prevalence of 18% for Ohio and 20% of U.S. high school youth who had used marijuana one or more times during the past 30 days.
- ◆ One in ten (10%) of Allen County youth used medications that were not prescribed for them or took more than prescribed to feel good or get high at sometime in their lives, 9% used inhalants, 3% used steroids, 2% used cocaine, 2% used methamphetamines, and 1% used heroin. 1% of youth used a needle to inject an illegal drug into their body.
- ◆ During the past 12 months, 16% of all Allen County youth and 16% of high school youth reported that someone had offered, sold, or given them an illegal drug on school property. (2007 YRBS reports 27% for Ohio and 22% for the U.S.). 28% of current marijuana users had been offered, sold, or given illegal drugs on school property, as compared to 14% of non-marijuana users.

Ohio Drug and Drug Abuse Facts

- ❖ Marijuana is the most abused drug in Ohio.
- ❖ The number of treatment center admissions for 2006 for cocaine in Ohio was 11,600 as reported by the Ohio Department of Alcohol and Drug Addiction Services (ODADAS).
- ❖ Club drug use has steadily increased in Ohio. Some examples of club drugs are Ecstasy, GHB, Ketamine and LSD.
- ❖ Heroin distribution and abuse are increasing in Ohio.
- ❖ In regards to prescription drugs, Benzodiazepines (such as Valium or Xanax) and alprazolam were reported as the most commonly abused and diverted prescriptions in Ohio.
- ❖ According to the DEA, there were 691 drug violation arrests

Youth Comparisons	Allen County 2009 (6 th - 12 th)	Allen County 2009 (6 th - 8 th)	Allen County 2009 (9 th - 12 th)	Ohio 2007 (9 th - 12 th)	U.S. 2007 (9 th - 12 th)
Youth who used marijuana in the past 30 days	16%	7%	20%	18%	20%
Youth who reported that someone offered, sold, or gave them an illegal drug on school property	16%	15%	16%	27%	22%

2002 Allen County Comparison Data

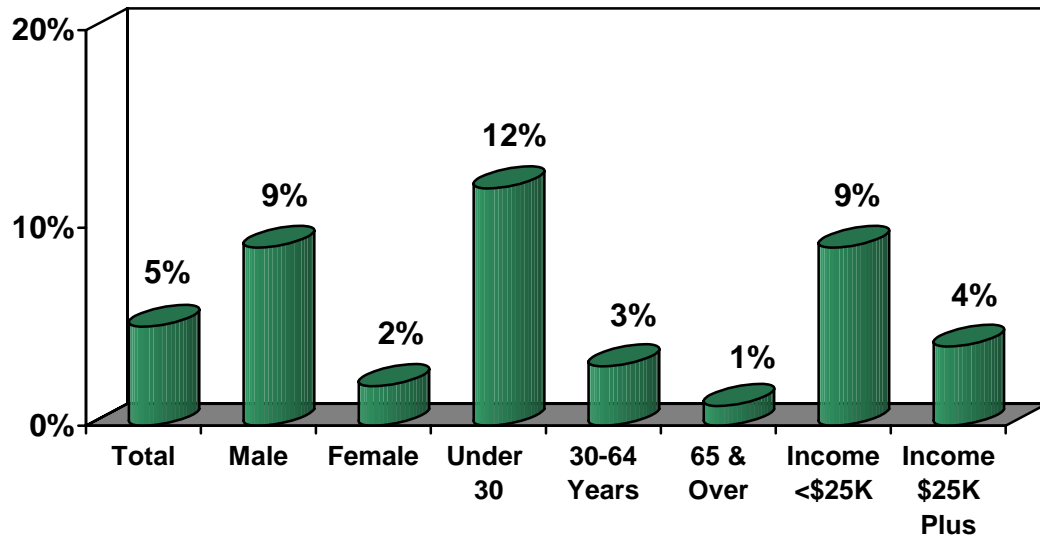
- ❖ 6.5% of Allen County residents reported using illegal drugs in the past year.
- ❖ 3.4% of Allen County adults reported smoking marijuana “now” and 21.8% smoked “in the past”.

(Source: Allen County Assessment 2002)

Adult Marijuana and Other Drug Use

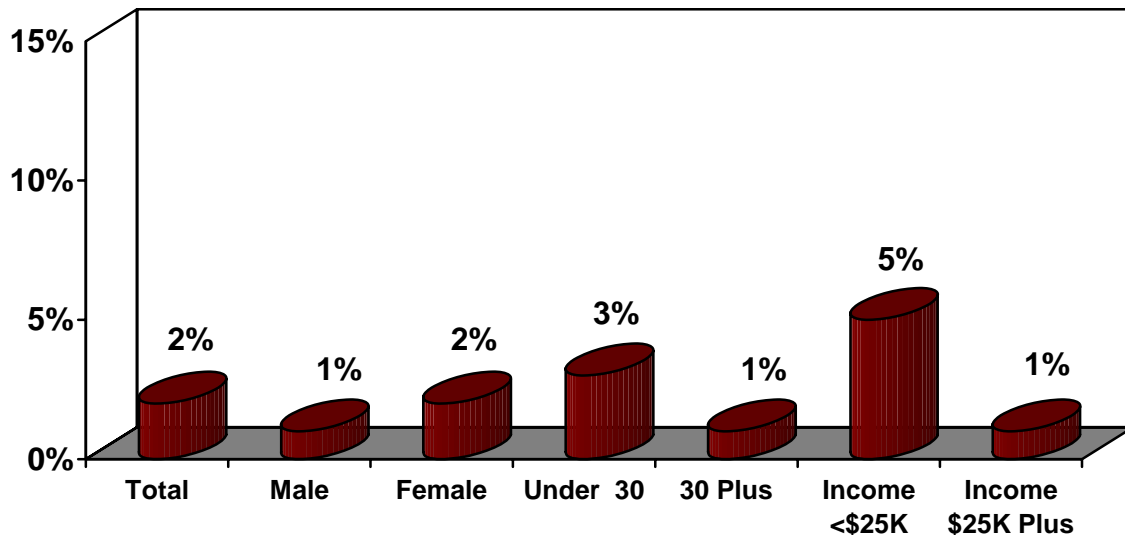
The following graphs are data from the 2009 Allen County assessment indicating adult recreational drug use and medication misuse in the past six months and youth lifetime drug use, marijuana use in the past 30 days, and the percent of youth who had been offered, sold, or given an illegal drug on school property in the past month. Examples of how to interpret the information include: 5% of all Allen County adults used recreational drugs in the past six months, 12% of adults under the age of 30 were current users and 9% of adults with incomes less than \$25,000 were current users.

Allen County Adult Recreational Drug Use in Past 6 Months*



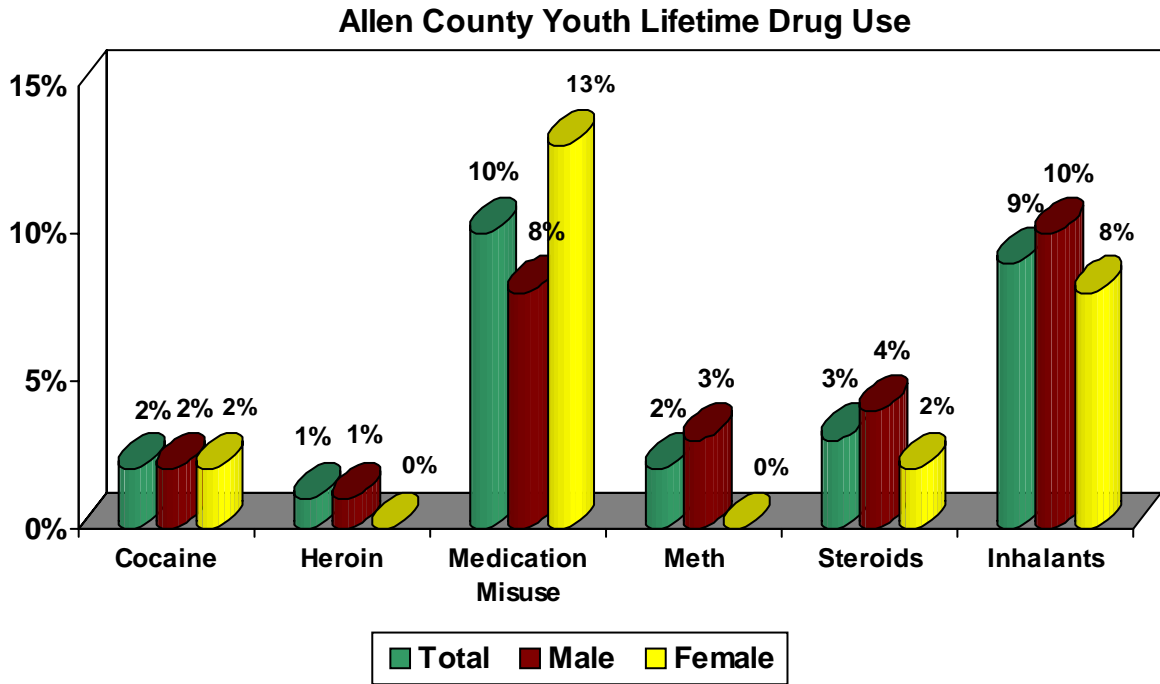
**Includes marijuana, methamphetamines, cocaine, and Ecstasy. No one reported using heroin, LSD, or inhalants.
Source: 2009 Allen County Health Risk and Community Needs Assessment*

Allen County Adult Medication Misuse in Past 6 Months

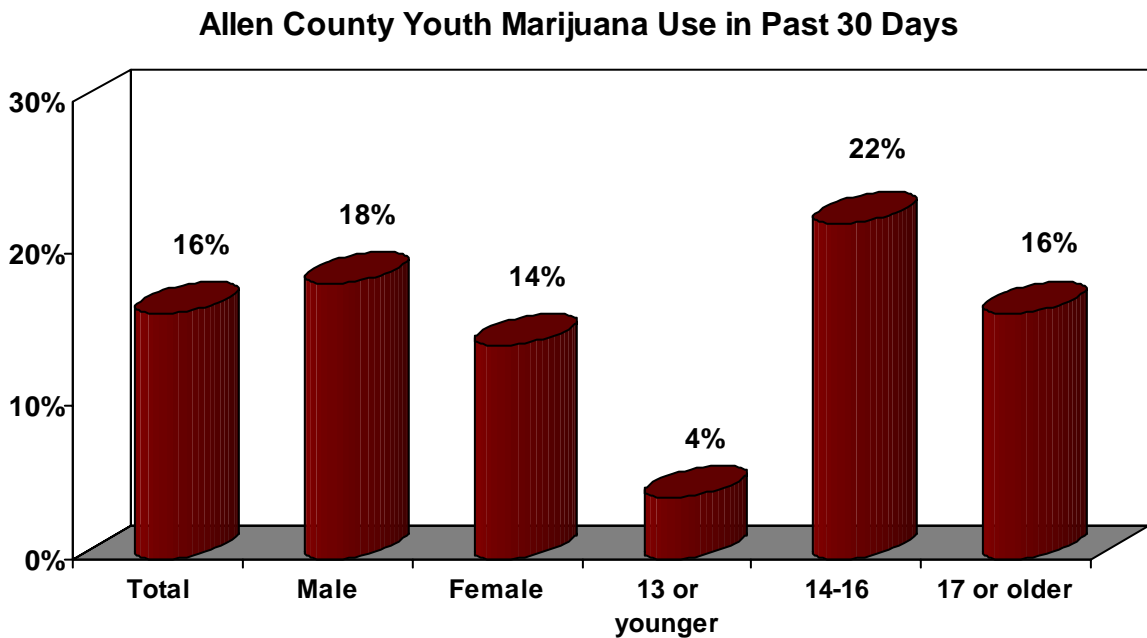


Source: 2009 Allen County Health Risk and Community Needs Assessment

Youth Marijuana and Other Drug Use



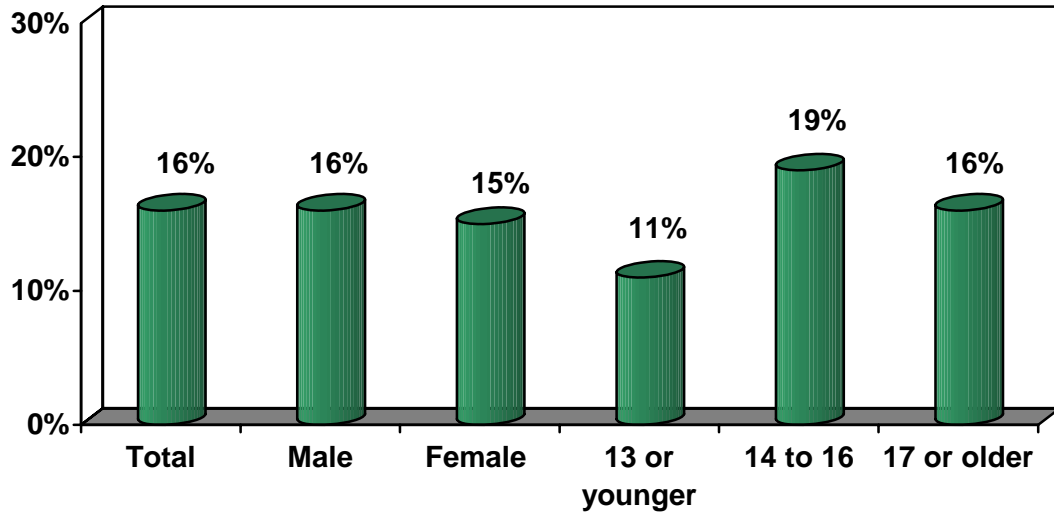
Source: 2009 Allen County Health Risk and Community Needs Assessment



Source: 2009 Allen County Health Risk and Community Needs Assessment

Youth Marijuana and Other Drug Use

Allen County Youth Offered, Sold, or Given Illegal Drugs by Someone on School Property in Past 12 Months



Source: 2009 Allen County Health Risk and Community Needs Assessment